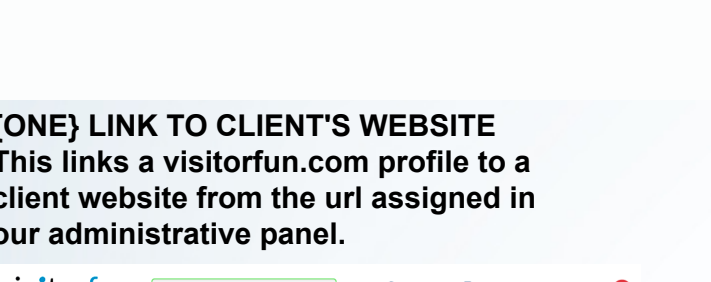


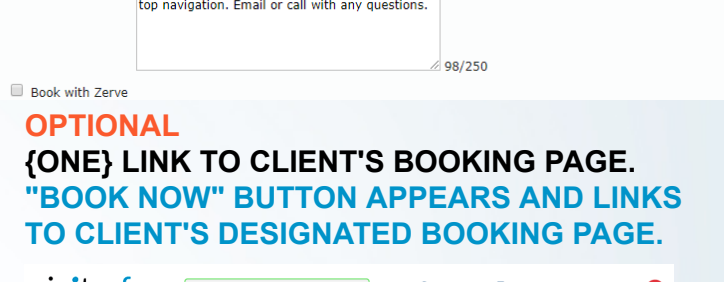
BOOKING OPTIONS

FROM VISITORFUN.COM WEBSITE:

1. CONTACT INFO LINK



2. BOOKING INFO LINK:



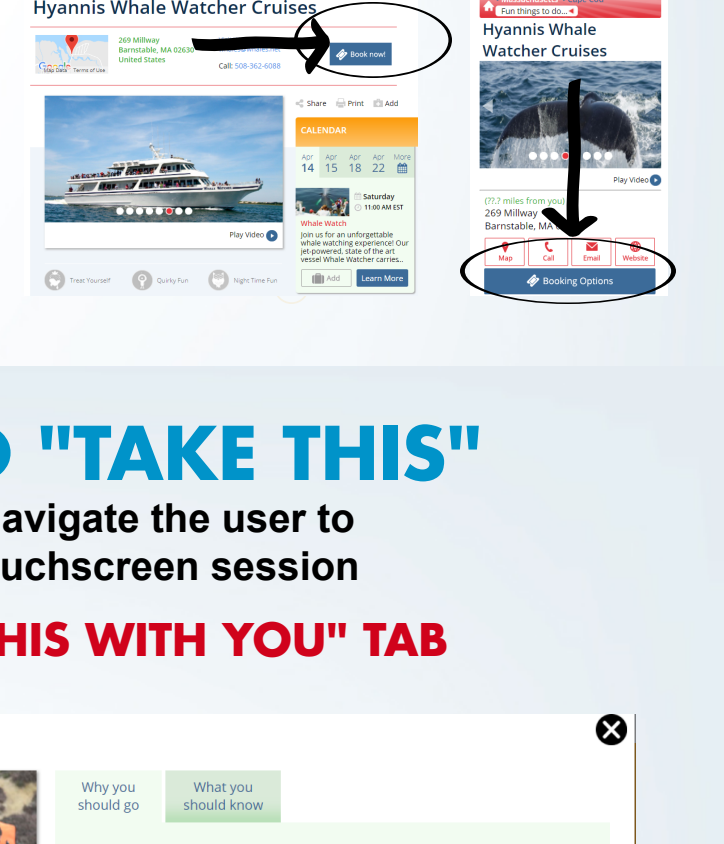
{ONE} LINK TO CLIENT'S WEBSITE

This links a visitorfun.com profile to a client website from the url assigned in our administrative panel.



{ONE} LINK TO CLIENT'S BOOKING PAGE.

"BOOK NOW" BUTTON APPEARS AND LINKS TO CLIENT'S DESIGNATED BOOKING PAGE.



EXPLOREBOARD "TAKE THIS"

ExploreBoards do not navigate the user to any websites during a touchscreen session

EXPLOREBOARD "TAKE THIS WITH YOU" TAB

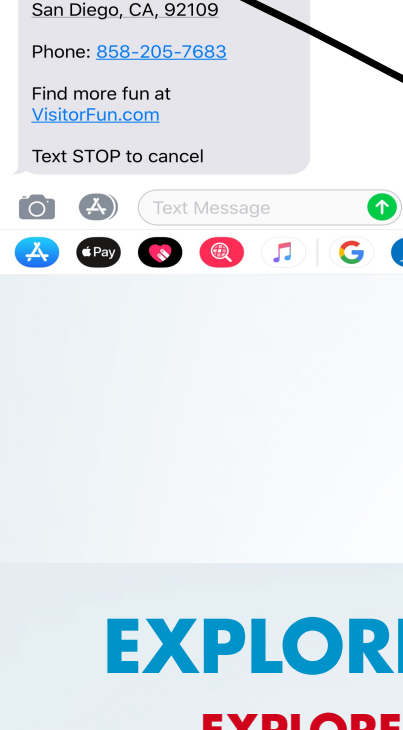


Visitors may choose to send the profile to themselves via SMS or e-mail and click through to their own websites from the profile links on their own devices.



TEXT THIS TO ME:

EMAIL THIS TO ME:

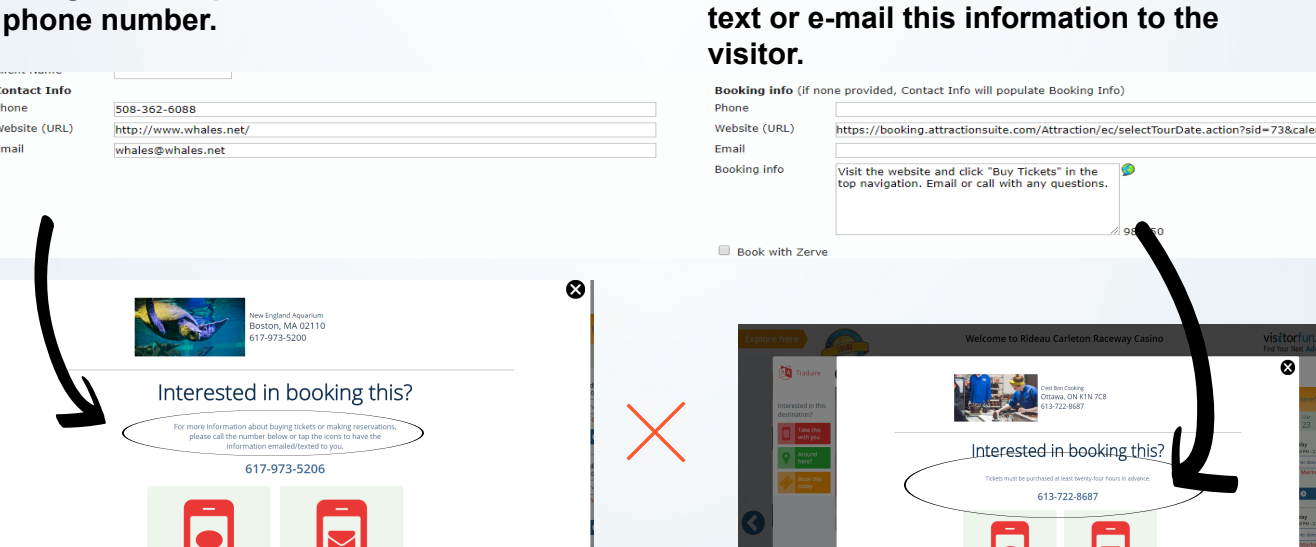


The bit.ly link in the SMS message and the profile link in the e-mail take the user to the same profile at visitorfun.com that they were viewing on the ExploreBoard.

E-mail option provides active CONTACT INFO links from the admin panel including contact phone number, contact e-mail and client website.

EXPLOREBOARD "BOOK THIS"

EXPLOREBOARD "BOOK THIS TODAY" TAB

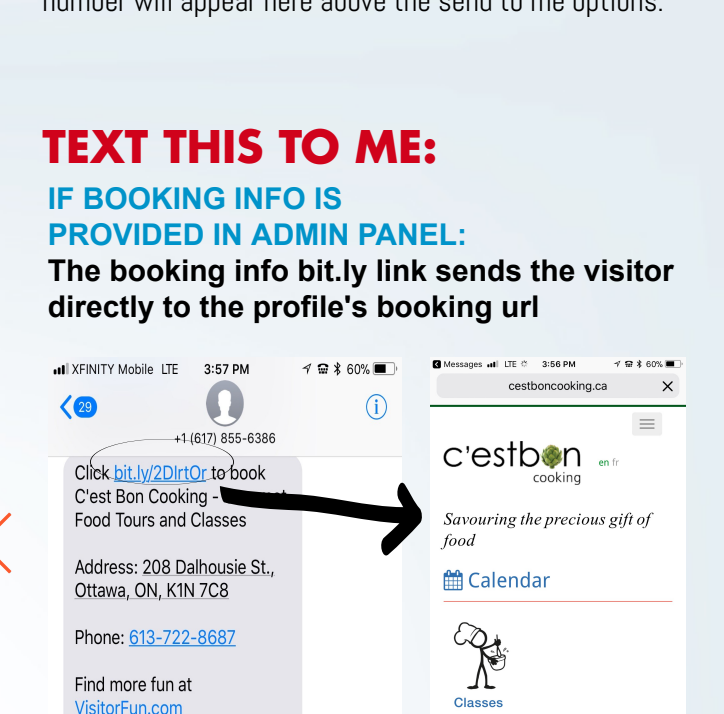
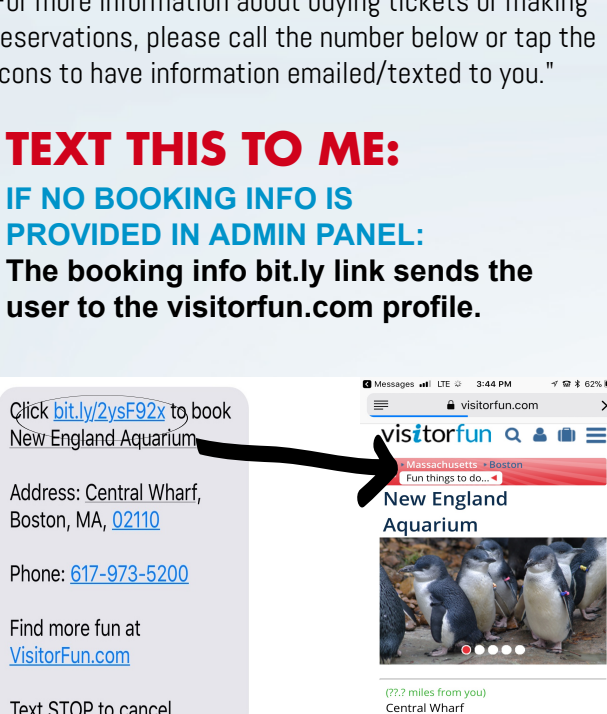


IF NO BOOKING INFO IS PROVIDED IN ADMIN PANEL:

A default booking message will appear along with the profile's CONTACT INFO phone number.

IF BOOKING INFORMATION IS PROVIDED IN ADMIN PANEL:

Booking information that the client has provided is published with an option to text or e-mail this information to the visitor.



A default booking message will appear that says: For more information about buying tickets or making reservations, please call the number below or tap the icons to have information emailed/texted to you."

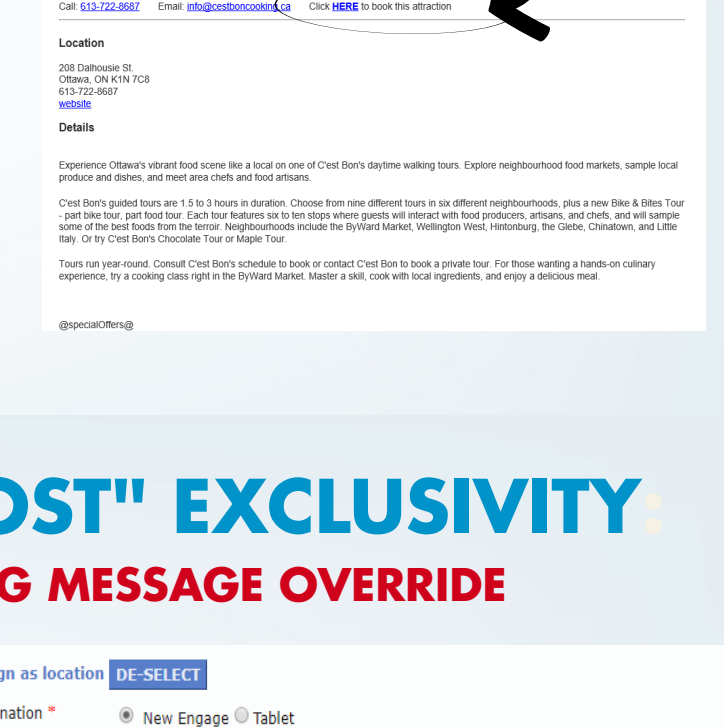
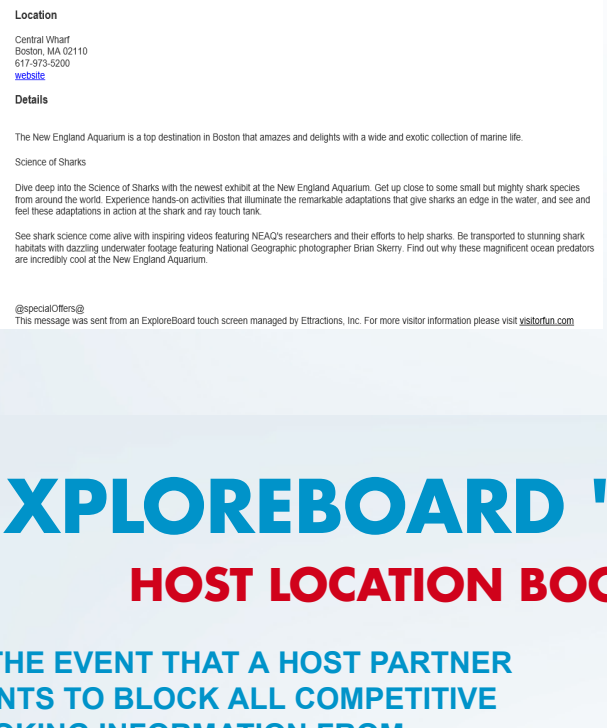
The custom booking message and the booking phone number will appear here above the send to me options.

TEXT THIS TO ME:

IF NO BOOKING INFO IS PROVIDED IN ADMIN PANEL: The booking info bit.ly link sends the user to the visitorfun.com profile.

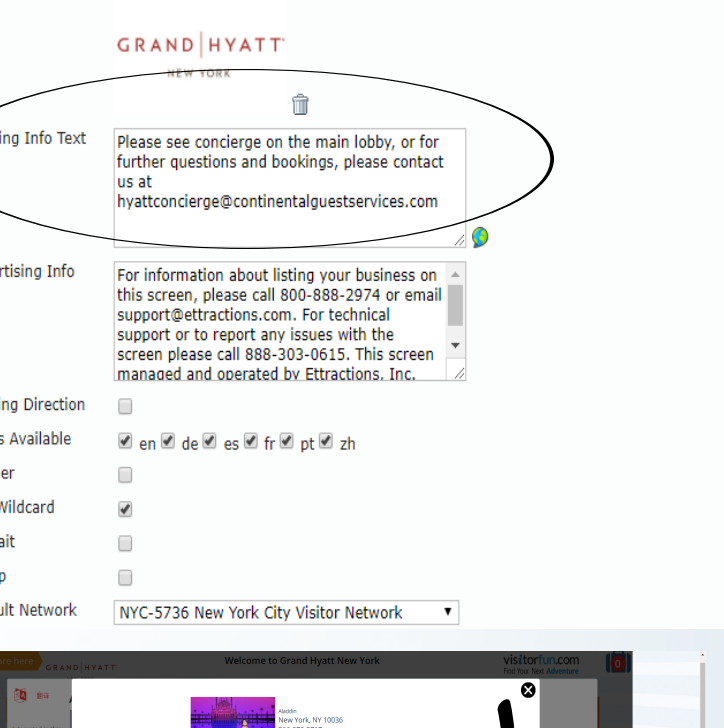
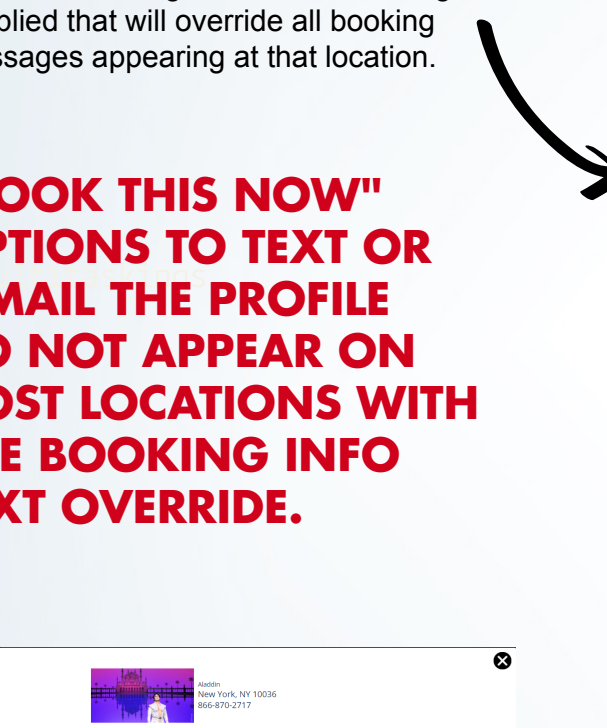
TEXT THIS TO ME:

IF BOOKING INFO IS PROVIDED IN ADMIN PANEL: The booking info bit.ly link sends the visitor directly to the profile's booking url.



EMAIL THIS TO ME: IF NO BOOKING INFO IS PROVIDED IN ADMIN PANEL: The basic profile information is sent to the visitor with CONTACT INFO links.

EMAIL THIS TO ME: IF BOOKING INFO IS PROVIDED IN ADMIN PANEL: The booking link is included next to the contact phone and e-mail links.

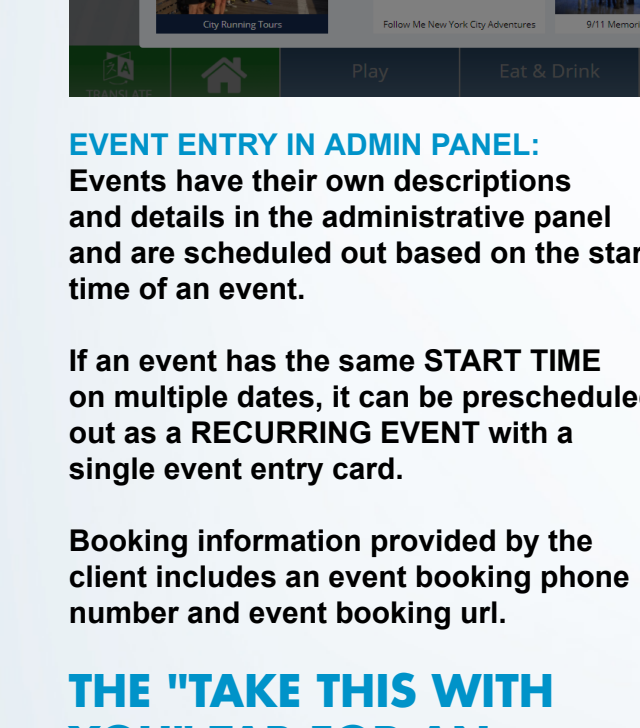


EXPLOREBOARD "HOST" EXCLUSIVITY

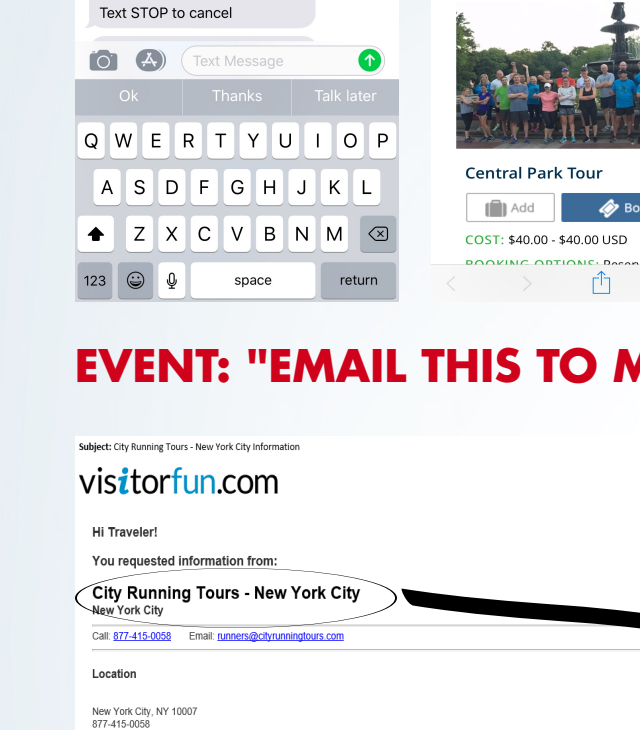
HOST LOCATION BOOKING MESSAGE OVERRIDE

IN THE EVENT THAT A HOST PARTNER WANTS TO BLOCK ALL COMPETITIVE BOOKING INFORMATION FROM APPEARING ON THEIR SCREEN:

When a host location profile is set up, a custom booking information message is supplied that will override all booking messages appearing at that location.



"BOOK THIS NOW" OPTIONS TO TEXT OR E-MAIL THE PROFILE DO NOT APPEAR ON HOST LOCATIONS WITH THE BOOKING INFO TEXT OVERRIDE.



The profile's own booking message and text/email icons will not appear on a host location with the Booking Info Text override in place.

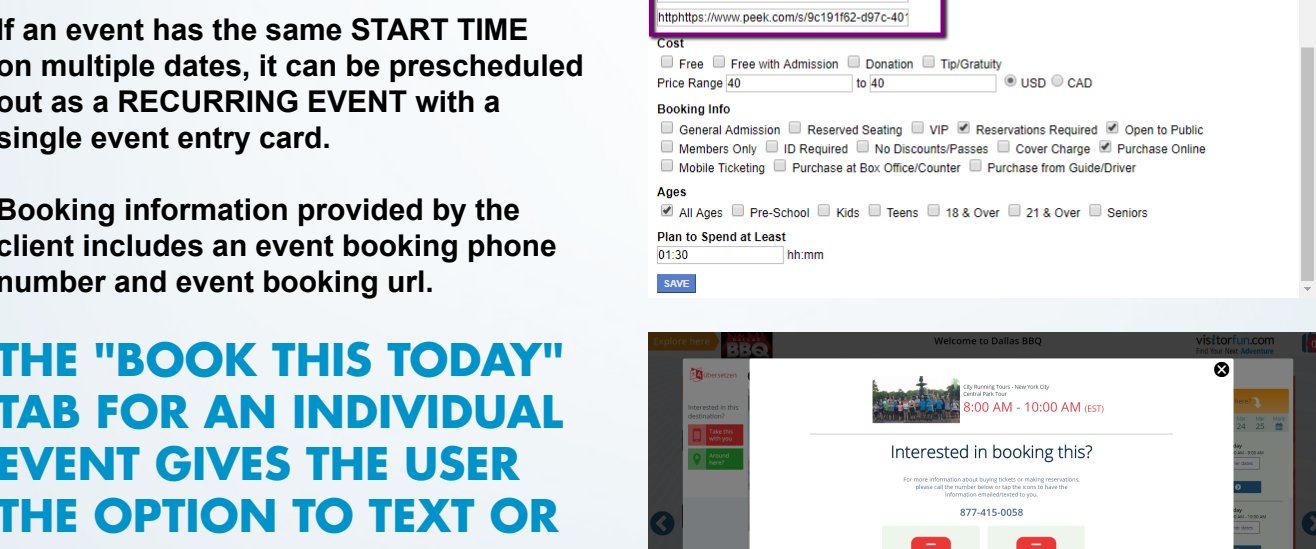
The custom booking message assigned to the host location will override ALL "Book This Today" messages for profiles appearing on their screen.

IMPORTANT NOTE:

THE "TAKE THIS WITH YOU" TAB WORKS THE SAME ON ALL SCREENS. ONLY BOOKING INFO IS AFFECTED.

EXPLOREBOARD EVENTS

INDIVIDUAL EVENT "TAKE THIS WITH YOU" TAB

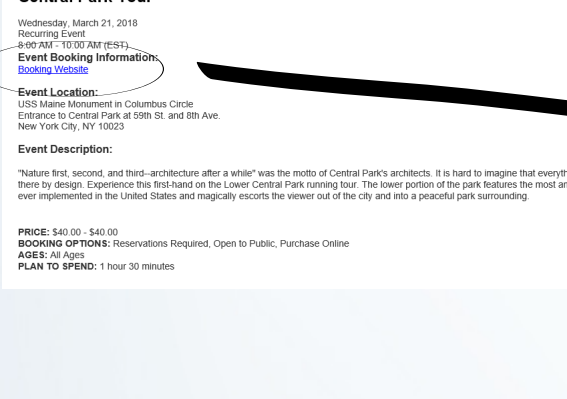


EVENT ENTRY IN ADMIN PANEL: Events have their own descriptions and details in the administrative panel and are scheduled out based on the start time of an event.

If an event has the same START TIME on multiple dates, it can be prescheduled out as a RECURRING EVENT with a single recurring card.

Booking information provided by the client includes an event booking phone number and event booking url.

THE "TAKE THIS WITH YOU" TAB FOR AN INDIVIDUAL EVENT GIVES THE USER THE OPTION TO TEXT OR E-MAIL THE EVENT TO THEIR PREFERRED DEVICE.



EVENT: "TEXT THIS TO ME"

Event: "EMAIL THIS TO ME"

The bit.ly link in the SMS message takes the user to the event url at visitorfun.com that they were viewing on the ExploreBoard.

https://visitorfun.com/event/5595/central-park-tour/1521608400

Clicking the profile name in the e-mail sends the user to the profile page on visitorfun.com

EXPLOREBOARD EVENTS

INDIVIDUAL EVENT "BOOK THIS TODAY" TAB

EVENT ENTRY IN ADMIN PANEL: Events have their own descriptions and details in the administrative panel and are scheduled out based on the start time of an event.

If an event has the same START TIME on multiple dates, it can be prescheduled out as a RECURRING EVENT with a single event entry card.

Booking information provided by the client includes an event booking phone number and event booking url.

THE "BOOK THIS TODAY" TAB FOR AN INDIVIDUAL EVENT GIVES THE USER THE OPTION TO TEXT OR E-MAIL THE EVENT TO THEIR PREFERRED DEVICE.

EVENT BOOKING: "TEXT THIS TO ME"

Event: "EMAIL THIS TO ME"

Clicking the profile name in the e-mail sends the user to the profile page on visitorfun.com and clicking the Booking Website link sends the visitor to the event booking url assigned in the admin-panel.

